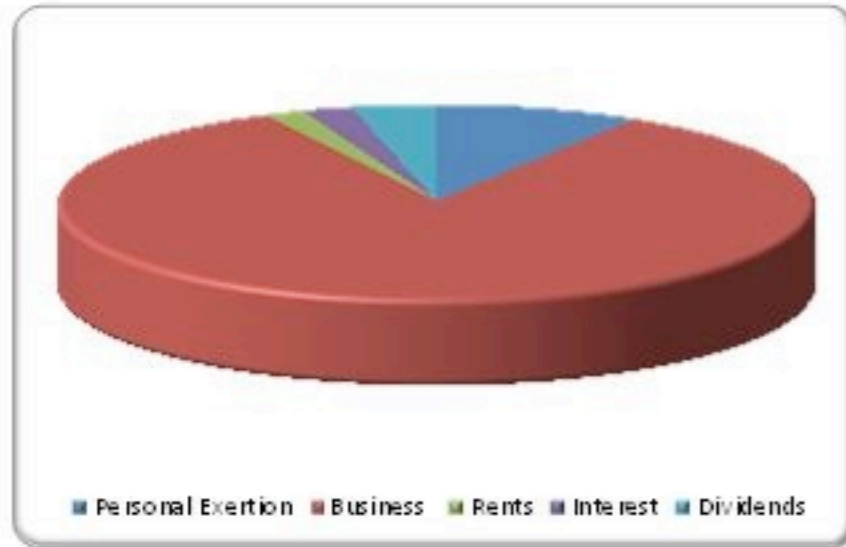


# Flintstone Group

Year ended 30 June, 2010

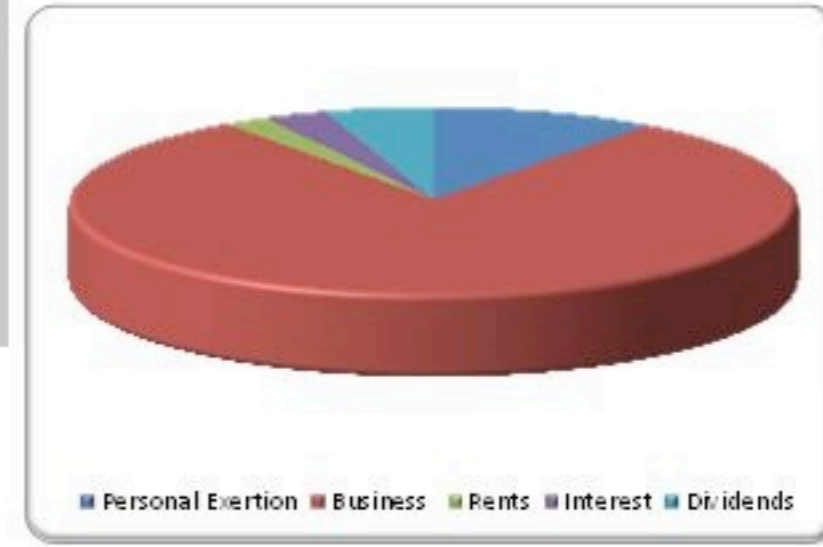
## NET INCOME

Current Year Net Income



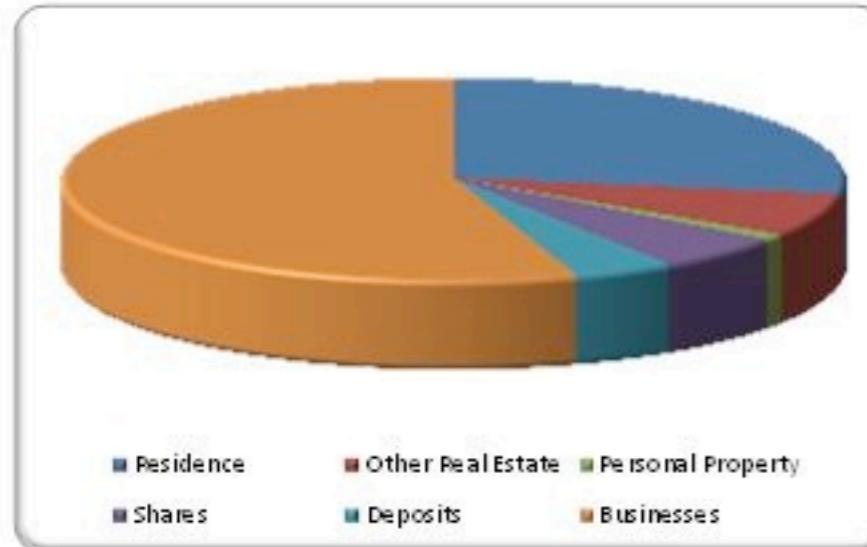
	Current Yr	Prior Yr
Personal Exertion	\$75,000	\$70,000
Business	\$700,000	\$550,000
Rents	\$15,000	\$14,000
Interest	\$18,000	\$19,500
Dividends	\$31,000	\$34,000
<b>TOTAL</b>	<b>\$839,000</b>	<b>\$687,500</b>

Prior Year Net Income



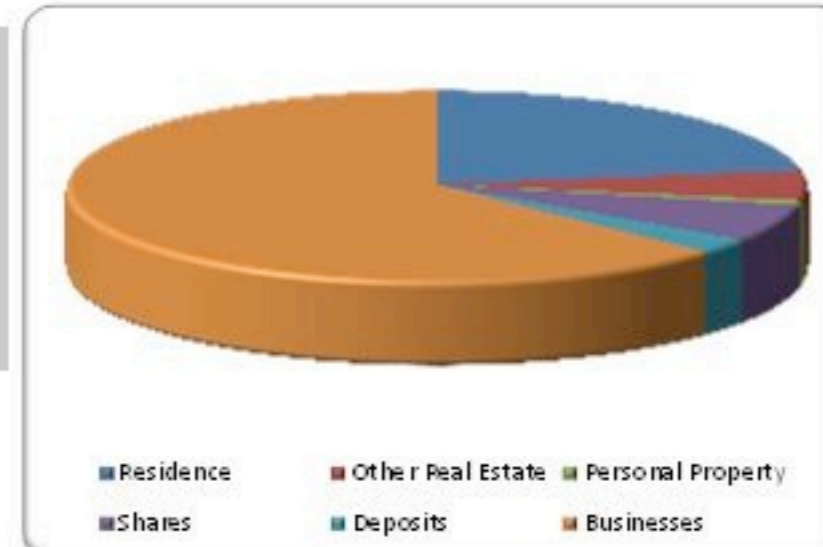
## NET WEALTH

Current Year Wealth



	Current Yr	Prior Yr
Residence	\$2,000,000	\$1,800,000
Other Real Estate	\$500,000	\$400,000
Personal Property	\$70,000	\$65,000
Shares	\$400,000	\$500,000
Deposits	\$300,000	\$200,000
Businesses	\$4,000,000	\$5,000,000
<b>TOTAL</b>	<b>\$7,270,000</b>	<b>\$7,965,000</b>

Prior Year Net Wealth



## TAXES

	Current Year	Last Year
Total taxes for year	\$336,000	\$282,500

### Outstanding Tax Payments

Entity	Projected Due Date	Amount	Entity	Projected Due Date	Amount
Slate Quarries	31-Dec-10	\$50,000			
Fred Flintstone	31-Jan-11	\$10,000			
Wilma Flintstone	28-Feb-11	\$7,000			
Flintstone Super Fund	31-Mar-11	\$10,000			

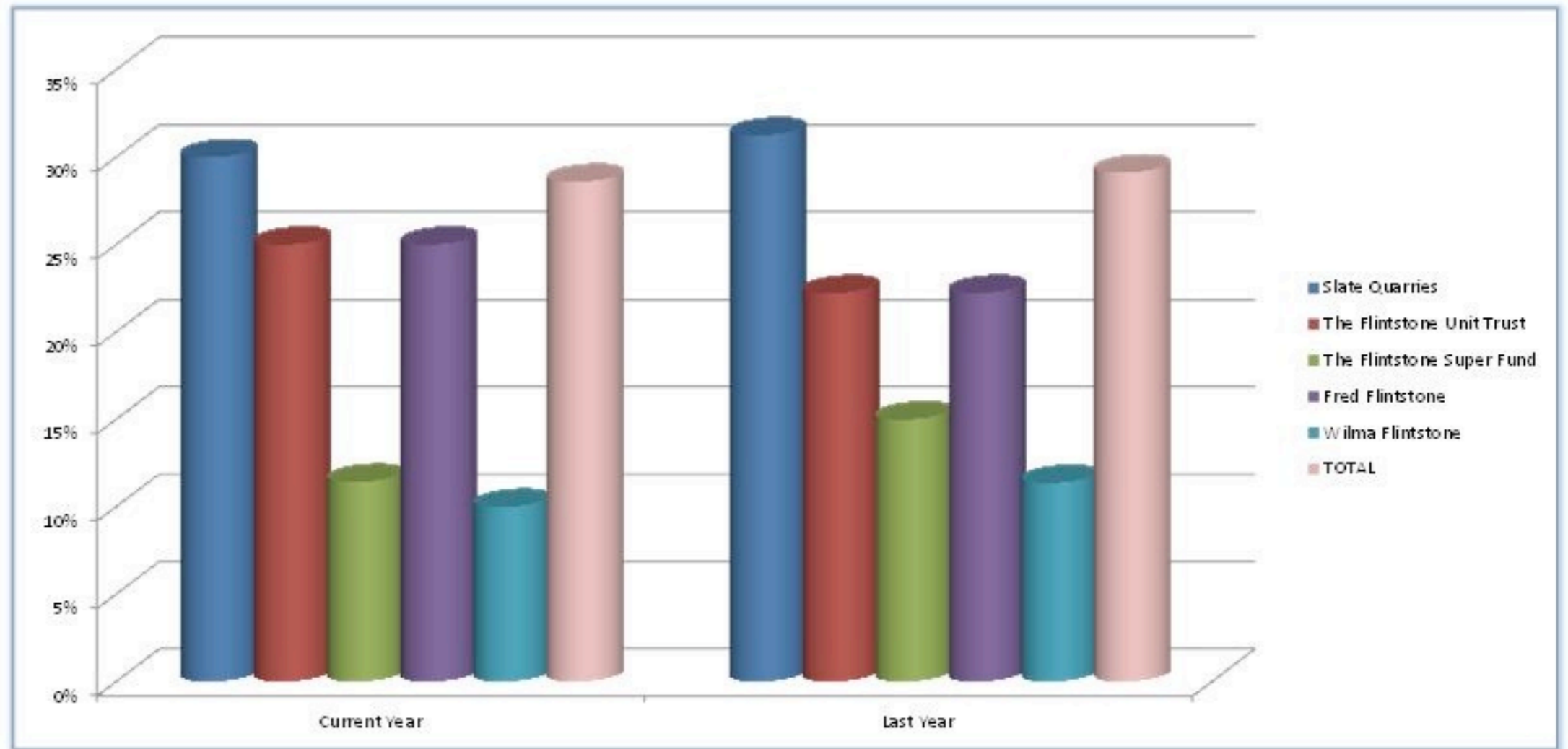
# Flintstone Group

Year ended 30 June, 2010

## TAX SUMMARY

Total tax by Entity:

	Current Year	Last Year
Slate Quarries	\$300,000	\$250,000
The Flintstone Unit Trust	\$5,000	\$4,000
The Flintstone Super Fund	\$4,000	\$8,000
Fred Flintstone	\$25,000	\$20,000
Wilma Flintstone	\$2,000	\$2,500
<b>TOTAL</b>	<b>\$336,000</b>	<b>\$282,500</b>



Average Tax Rate by Entity

This report has been based in information supplied by Fred Flintstone. Barney Rubble Accounting take no responsibility for its accuracy.